

The Upper Cumberland
Senior + Caregiver Expo

WELCOMES YOU TO
Resource City

10 A.M. - 1 P.M.
TUESDAY
OCT. 27
 @LIFE CHURCH COOKEVILLE

FOR MORE INFORMATION, CONTACT:

LYNN DREW	CARLEE BEAN
(931) 476-4143	(931) 476-4168
LDREW@UCDD.ORG	CBEAN@UCDD.ORG

UC*DD
 Upper Cumberland
 Development District

AAAD
 UPPER CUMBERLAND
 AREA AGENCY ON AGING
 AND DISABILITY

DATED MATERIAL ENCLOSED

Please take a few moments to examine the contents and forms inside. If you are not the person responsible for setting up your exhibit, please pass this along to the appropriate staff. Thank you!

Registration Deadline: August 10, 2026 Payment Deadline: August 31, 2026

SPONSORSHIP LEVEL INFORMATION

\$800 Platinum Sponsorship: Platinum Sponsors will receive up to three (3) vendor tables in the main exhibit hall as well as up to six (6) boxed lunches for staff. If more tables are needed, you can request these for additional fees. This level of sponsorship will also have its logo displayed on a display and shown throughout the day on the large screen in the main exhibit hall. Platinum Sponsors can place up to three (3) printed educational materials in each 800 Expo bags that attendees will receive as they enter the event. All Platinum Sponsors will be recognized throughout the program, listed in newspaper articles regarding the 2026 Senior & Caregiver Expo, and shared on the UCDD's social media platforms. Please email the official, high-resolution logo to ldrew@ucdd.org by August 10, 2026.

\$450 Gold Sponsorship: Gold Sponsors will receive up to two (2) vendor tables at the event and up to four (4) boxed lunches for staff. This level of sponsorship will also have their logo displayed on a display. Gold Sponsors can place up to two (2) printed educational materials in each 800 Expo Bags that attendees will receive as they enter the event. All Gold Sponsors will be recognized in the program and on the UCDD's social media platforms. Please email the official, high-resolution logo to ldrew@ucdd.org by August 10, 2026.

\$225 Silver Sponsorship: Silver Sponsors will receive one (1) vendor table at the exhibit. All Silver Sponsors will also receive two (2) boxed lunches for staff.

In-Kind Sponsorship: This level of sponsorship is for non-profit organizations only. In-Kind Sponsors will receive 1 vendor table at the exhibit. If there are extra boxed lunches available, they will be shared with the organization's staff. Please note that similar organizations may be assigned to share a table if space is limited.


Due to limited vendor space, preference may be given to organizations directly related to senior and caregiver needs. The event organizers reserve the right to set vendor locations.

Registration Form Link:

qrco.de/bgowmt





VENDOR SPONSORSHIP LEVELS



Sponsorship Comparison Chart

SPONSORSHIP LEVELS	PLATINUM \$800	GOLD \$450	SILVER \$225	IN-KIND (NON-PROFITS ONLY)
Vendor Tables at Exhibit	✓ 3 Tables Available	✓ 2 Tables Available	✓ 1 Table Available	✓ 1 Table Available
Box Lunches at Exhibit	✓ Up to 6 Lunches Available.	✓ Up to 4 Lunches Available.	✓ Up to 2 Lunches Available.	In-kind sponsors may receive a boxed lunch if any remain after all paid sponsor meals are fulfilled.
Logo Displayed at Exhibit	✓	✓		
Printed Materials in Attendee Bag	✓	✓		
Recognition on UCDD's Social Media Platforms	✓	✓		
Recognition in Expo Newspaper Articles	✓			

Proceeds from this event help meet federal grant match money requirements for the Family Caregiver program. Any remaining proceeds will be used to support UCDD/AAAD's food bags for low-income seniors and emergency funds.

GENERAL EXHIBIT INFORMATION

EVENT LOCATION: Life Church | 2223 N. Washington Ave.; Cookeville, TN 38501

EVENT HOURS: 10 a.m. – 1 p.m. (Lunch will be served until 2 p.m.)

MONDAY, OCT. 26 Early Booth Set-up: 1:30 p.m. - 4 p.m.

UCDD staff will be at Life Church during this time, setting up the exhibit. The doors will be open for vendors to come set up their booths/decor, if needed. Vendors may park and enter through the front of the building for early booth set-up. Please find a UCDD staff member when you arrive to help locate your vendor table.

TUESDAY, OCT. 27 Booth Set-up: 9 a.m. - 10 a.m.

Exhibit Hours: 10 a.m. – 1 p.m. (Lunch until 2 p.m.)

This time is for anyone who is not available to come on the early booth set-up day. Please find a UCDD staff member when you arrive to help locate your vendor table. Parking for vendors will be in the front parking lot. Please plan to be at your booth by 9:30 a.m. If you arrive later, you will need to park in the back parking lot. We will open doors for attendees at 10 a.m.



****All schedules are subject to change****

BOOTH DECORATION & ENGAGEMENT

Each booth is invited to participate in the Senior & Caregiver Expo's costume/booth decoration contest and activity/game contest. This year's theme, **Resource City: Nashville Country Celebration**, reflects this year's Nashville country-inspired focus.

Decorations: We encourage decorations and costumes to be themed around Resource City: Nashville Country Celebration. All costumes and decorations should remain fun and tasteful. Please note that nothing may be attached to the walls. If you need a free-standing backdrop, please bring one with you. Only gaffer tape may be used on the floor. Please do not pop balloons inside the building; AAAD staff will be happy to assist with removing balloons after the event.

*BEST Costumes/Decorated Booths will be recognized!

Activities: If possible, incorporate hands-on activities to encourage attendee engagement. To increase interaction, consider offering prizes for active participants. Be prepared to offer candy and/or small prizes for your booth activity. ***Please note, there will be no Door Prizes given out the day of the event.**

*BEST Activity/Game will be recognized!

Electricity: If electricity is needed for your booth, please indicate on the registration form. We will attempt to accommodate as best as possible.

Lunch: Please indicate on the registration form how many lunches your table(s) will need. UCDD/AAAD staff will start delivering lunches to vendors around 12:30 p.m.

Exhibit Removal: All exhibits must remain intact until the closing hour/move-out time of 1 p.m. Exhibits must be completely dismantled by 2:30 p.m.

EMERGENCY PROCEDURES

Emergencies and disasters are unpredictable and can strike without warning. Planning and preparing for effective emergency action will benefit everyone involved in the Expo. Failure of advance emergency preparation may result in injury or death, loss or damage of facilities, property and equipment. Everyone should try to do their part in any given emergency situation. The following are only suggestions:

ACCIDENT

- Do not move the injured or ill person. Try to make them comfortable.
- Notify UCDD/AAAD Staff at once.
- Immediately following the situation, give a full report to management.

FIRE - EXHIBIT HALL

- Upon discovery of a fire, immediately notify the Facility or UCDD/AAAD staff so that emergency procedures can be initiated.
- Never attempt to extinguish a fire before notifying Facility or UCDD/AAAD staff.
- Make every attempt to protect yourself, other exhibitors, attendees and property.
- DO NOT PANIC and DO NOT CAUSE PANIC IN OTHERS.
- Cooperate with any directive given by Facility or UCDD/AAAD Personnel.
- If evacuation is necessary, please cooperate as quickly as possible. Clear yourself of the building. Do not attempt to re-enter the building until an "ALL CLEAR" is issued by the authorities. Once approval is given, exhibitors will be permitted to re-enter the building, then attendees.

EXHIBIT RULES

ELIGIBILITY: UCDD/AAAD reserves the right to accept or deny any applicant to the Expo.

HEALTH SCREENINGS that require a charge or billing to Medicare or other insurance will not be allowed to participate in the event.

PROMOTION/PHOTOGRAPHY: Pictures/video will be taken at the Senior Expo for the promotion of the event and may be used on social media, UCDD's website, submitted to media outlets, etc. Exhibitors grant the UCDD/AAAD permission to use such pictures/videos in any and all of its publications, including web-based publications, without payment or other consideration.

PAYMENTS AND REFUNDS: Payment via check is preferred. All applications for space must be accompanied with appropriate payment to be valid, and total payment must be received before payment deadline or space can be reassigned. Unpaid exhibitors will not be permitted to set up or move in until paid in full. If assignment of space cannot be made, deposits will be refunded. Deposits will not be refunded after assignment of space has been made. All notices of exhibit space cancellation must be submitted to management in writing and will be officially dated when received by management. Cancellations may be accepted at the sole discretion of management. Under all circumstances, management retains the right to sell any space canceled by the exhibitor.

SPACE ASSIGNMENTS AND LOCATIONS: Assignments are made on a first-come, first-paid basis. Space assignment will be made with consideration for the individual's preference to location as much as possible but in keeping with the best interest of the Expo. It is advisable that exhibitors inform management of any company or exhibit from which they wish to be kept separated, so management will know of the situation. Assignments are made with due regard for the total Expo and it is to be understood that the management's assignments are final. Management reserves the right to change the floor plan if deemed necessary in the best interest of the Expo.

SUBLETTING OF SPACE: Exhibitors will display only information/merchandise regularly provided by them. No space may be shared or sublet. Failure to list and pay fees for any and all information/merchandise displayed by exhibitors shall be deemed cause for cancellation of space.

CANCELLATION OF CONTRACT: In the event of cancellation of the Expo due to fire, strikes, acts of God, government regulations, or any cause beyond control, the management shall determine an equitable basis for the refund of such portion of Publicity and Exhibit Fees as possible, after consideration of expenditures and commitments already made. Refunds shall be made solely at the discretion of management.

LIABILITY: All property of the exhibitor is to remain under the control of the exhibitor, subject to the rules and regulations of the Exposition. It is advised that exhibitors carry an insurance rider policy to cover exhibits and samples against loss and damage. This and also liability insurance should be discussed with your own insurance broker. Exhibitors should use prudence in the care

of their samples while at the Expo and not leave their merchandise unattended during Expo hours, and, during move out, keep all merchandise within their space area and consolidate their display as much as possible to ensure, in the confused nature of move-out time, that merchandise is not misplaced. Exhibitors are responsible to carry public liability insurance against injury to the person and property of others and to insure exhibit material against damage or loss.

UCDD/AAAD and their respective officers, agents and employees expressly disclaim any and all liability for any loss, damage, or injury to person or property sustained by an exhibitor, their agents, or any other person, caused by fire, theft, water, accidents or any other manner, whether caused by an act or failure to act, either intentionally or negligently caused by conduct of UCDD/AAAD and their respective officers, agents and employees or by a party or parties other than UCDD/AAAD. By submitting the registration form the exhibitor agrees to fully indemnify and hold forever harmless UCDD/AAAD and their respective officers, agents and employees for any loss, damage or injury sustained by an exhibitor or any other person caused by fire, theft, water, accidents or any other manner resulting from the act or failure to act of the undersigned exhibitor, their agents or employees, or by any other party or parties.

1. **FIRE REGULATIONS:** All fire regulations must be adhered to in accordance with the local fire department and Fire Underwriters specifications. All display materials, including props, decorations and all fabrics or other material used for decoration or covering of tables, risers, etc., must be flameproof and electrical equipment must meet specifications of all codes. All building electrical connections and disconnections must be obtained through the facility and approved electricians. All wiring must meet specifications. Exhibitors shall not allow their displays to block view or access to safety equipment. Any demonstration or device using any type of combustible fuel, with or without an open flame, must be cleared with the building and fire authorities before it can be brought into the Exposition facility. Each exhibitor is charged with the knowledge and compliance of all laws, ordinances and regulations pertaining to health, fire prevention, and public safety while participating in the Expo.
2. **EXHIBITS:** The exhibit should be such that it does not interfere with other exhibits or restrict access to them, or interfere in the free aisle space by any audio, video, sensory or physical means. Exhibitor's own signs can be used but must be inside a space area. The use of music licensed under ASCAP or BMI is prohibited. This includes most popular music. Be aware that ASCAP or BMI has the right to impose stiff fines and legal costs on exhibitors using licensed music. The Expo will not assume any such fines or costs. Any fines and fees imposed on management due to the use of licensed music by an exhibitor will be billed to the offending exhibitor. Promotions, such as models, booth personnel, materials and catalogs must be consistent in dress and nature with the dignity and image of the Exposition, and costumed personnel must be confined to inside the respective spaces. No animals, reptiles, birds, rodents or insects will be allowed on premises.

The booth design and exterior must be suitably furnished or covered by the exhibitor. The display must be adequate enough to support the exhibitor's samples and so constructed as to be sturdy enough to not collapse, nor be such that the display leans or rests against an adjacent space. Exhibitors are to display in only the space allocated to them. No other area of the exhibit hall or other gathering place of the attendees can be used in any way. Displays must be set up and ready by the opening hour of the Expo. Exhibits must be staffed during Expo hours. Exhibitors should plan to pack at the end of the exhibit hours

and make sure to have personnel remain with the display until it is finally packed. Any merchandise or items left at the Expo will be considered abandoned.

3. **CONDUCT:** It is a violation of Expo Rules for an (uninvited) exhibitor to enter another exhibitor's booth at any time. Exhibitors are prohibited from photographing by any means another exhibitor's booth without permission of that exhibitor. No exhibitor shall sponsor any special event off Expo premises during show hours that could affect Expo success. Early packing is prohibited. Every exhibitor agrees to keep their exhibit open during published hours and is bound by these rules and regulations to not dismantle their exhibit until published closing time on the last day. **I do also acknowledge by participating as a vendor at the 2026 Senior & Caregiver Expo I agree to not sell any products or collect any information from attendees. I also understand as a vendor, I may only provide educational material.**
4. **RESERVATIONS OF RIGHTS:** Management reserves the right to demand release of space before or during the Expo for failure of exhibitors or their representatives to conform to the rules and regulations or failure to pay all space rental costs; to reallocate space at any time; to offer requested space when available; to make space assignments; to reject any and all applications as this is a closed Expo and displays and products must conform to the general nature of the Expo and be compatible with the character and objective of the Exposition. Management reserves the right without written notice to amend these rules, regulations and conditions or to issue additions as it deems necessary for the good and well-being of the Expo. It is management's responsibility to establish rules or guidelines while allowing the greatest flexibility within each exhibit. The exhibitor's responsibility is to be a good neighbor while displaying their product or service. Review the following guidelines and please use them in developing your display so you maximize the impact of your exhibit and be a good neighbor.
5. **SOUNDS:** Police your own booth to be sure the noise level from any demonstration or sound system is kept to a minimum and does not interfere with others. Remember, the use of sound systems or equipment producing sound is an exception to the rule, not a right. Management reserves the right to determine at what point sound constitutes interference with others and must be discontinued.

SECURITY TIPS ON SAFEGUARDING YOUR BOOTH

DO

- ✓ Try to be on site when your product is being delivered to your booth.
- ✓ Conduct a physical inventory after your product has been delivered, noting any missing or damaged items.
- ✓ When setting up your booth, place your products within visible vicinity.
- ✓ After setting up your booth, conduct a visual inventory of your product and the way in which it is displayed.
- ✓ Store any excess product or giveaways in a locked container.
- ✓ Either carry laptop computers (or similar equipment) with you, or store them in a locked container.
- ✓ Cover your displays with a tarp or other non-see-through material; it creates a mental block to any perpetrator.
- ✓ When arriving in the morning, go directly to your booth to prevent free

shopping in your booth.

- ✓ During the start of move-out, please stay with your booth until you pack it.
- ✓ At the closing of the Expo, don't leave your booth immediately; spend some time in your booth until the floor clears. This is one of the premium times during which theft occurs.
- ✓ Display your product in such a way that it is not accessible from outside your booth during the event.
- ✓ Blocking the entrance to your booth prior to leaving provides a mental barricade to any perpetrator. Use either caution tape or place chairs at the entrance.
- ✓ Try to greet anyone that comes into your booth as this will send a signal that you are aware of their presence; this will discourage any perpetrators from attempting to steal.

DO NOT

- ⊘ Leave your product scattered all over your booth.
- ⊘ Forget to account for your product when it is delivered to your booth.
- ⊘ Put any valuables in areas with easy access.
- ⊘ Leave electronic equipment on tables, shelves or in other areas without securing it during non-event hours.
- ⊘ Leave your booth unattended to go shopping on the floor during event time.
- ⊘ Allow yourself to become less aware of persons approaching or leaving your booth during the event.

- ⊘ Leave purses or briefcases on tables near the entrance of the booth or in an unattended blind spot.
- ⊘ Leave any prototype product unsecured in your booth.
- ⊘ Secure any purses, briefcases, or valuables behind drapes or underneath tables. This is the first place that any perpetrator will be targeting.
- ⊘ Leave your booth unattended during lunch time. Work out a schedule between you and your coworkers to stagger your lunches.

**THIS FORM MUST BE COMPLETED BY ALL INSURANCE COMPANIES
AND RETURNED TO LYNN DREW (ldrew@ucdd.org)**

CMS Regulations on Educational Events

Definition: Educational events are designed to inform beneficiaries about Medicare Advantage, Prescription Drug, or other Medicare programs. The event sponsor does not steer, or attempt to steer, potential enrollees toward a specific plan or limited number of plans. Violation of CMS guidelines is a federal offense.

Materials: Materials distributed or made available at an educational event must be free of plan-specific information (including plan-specific premiums, co-payments, or contact information), and any bias toward one plan type over another. Examples of Acceptable Materials and Activities for Plans/Part D Sponsors (or their representatives):

- A banner with the plan name and/or logo displayed
- Promotional items, including those with plan name, logo, and toll-free customer service number and/or website. Promotional items must be free of benefit information and consistent with CMS definition of nominal gift
- May answer beneficiary-initiated questions
- Distribute business cards and contact information for beneficiaries to initiate contact
- May not conduct a marketing/sales event within 12 hours of an educational event in the same general location (e.g., same hotel)

This section needs to be initialed by the Plans/Part D Sponsors (or their representatives) agreeing to NOT DO the following:

- _____ Discuss plan-specific premiums and/or benefits.
- _____ Distribute plan-specific materials.
- _____ Distribute or display enrollment forms, business reply cards, or sign-up sheets.
- _____ Set up individual sales appointments or get permission for an outbound call to the beneficiary or distribute scope of appointment form.
- _____ Attach business cards or plan/agent contact information to educational materials, unless requested by the beneficiary.
- _____ Advertise an educational event and then have a marketing/sales event immediately following in the same general location.
- _____ Have participants sign up for door prizes at your table by gathering contact information.

By signing below, you agree that this event does not include any sales activities and is not considered by CMS to be a sales/marketing event. If found in violation of CMS rules for an educational event, you will be asked to immediately leave the event, will forfeit your booth registration fee, and will be reported to CMS for violating marketing guidelines. As of 2022, violation of CMS guidelines is a federal offense.

Plan's/Part D Sponsor's or Representative's Signature

Date